

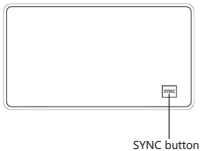
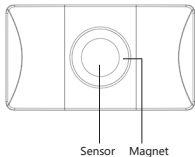
Gas Cylinder Level Sensor

Product Instruction Manual

thincke.com

Product Description

Gas Cylinder Level Sensor is a device for measuring the remaining liquid level of the LPG gas cylinder / propane bottle. It can be applied to the following Gas Cylinders: 20lb, 30lb, 40lb, 5kg, 10kg, 15kg, 48kg.



Note: This device can only be used on Steel Gas Cylinder, and the gas cylinder surface is NOT rusted AND dusty.

Preparation

1. Download and open the App

Search for "Smart Tanks" in the App Store or scan the QR code in the manual to download and install the App.

Search for "Smart Tanks for Gas Cylinder" in the Google Play.



• Please use **iPhone** to scan the QR code on the left to download the App.

• Please use **Android** to scan the QR code on the right to download the App.



2. Remove the plastic film from the probe surface.

3. Please close the mobile phone to the device turn on your mobile phone's Bluetooth. Press and hold the SYNC button for more than 5s before releasing to connect the phone.

4. When the connection is successful, the App displays the icon as shown on the right.

Note: When the connection fails, please try pressing and holding the sync button multiple times.



Install the Gas Cylinder Level Sensor

1. Select the bottom of the gas cylinder as the probe installation position, this position should be kept clean, there is no oil dirt and dust.
2. Apply the silicone grease to the probe surface before use.
3. Install the probe on the bottom of the gas cylinder.



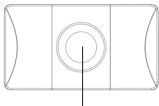
The sensor is installed at the bottom center.

Product Specifications

Product Name	Gas Cylinder Level Sensor
Max Measuring range	1.5m
Measuring error	$\pm 5\%$ FS
Signal output	Bluetooth
Power supply	DC 3V (2032 battery * 1)
Battery life	1-2 years
Communication	Smart Tanks APP (Android and iOS phone)
Size of mainframe	50mm(length)*90mm(width)*5.4mm(heig ht)

Packing List

- Gas Cylinder Level Sensor X 1
- Product Instruction Manual X 1
- Couplant X 1



Apply Couplant to the sensor

Note: When replacing a new gas cylinder or unable to detect the liquid level, coupling agent can be applied to the sensor.

Warranty

1. Within 7 days from the date of purchase, if the product appears non-human product performance fault, you can return the product free of charge or exchange goods.
2. Within 1 year from the date of purchase, if the product appears non-human product performance fault, free maintenance.

Non-warranty regulations

1. Unauthorized maintenance, misuse, collision, negligence, abuse, liquid intake, accident, change, use of parts other than this product, or tear, alter the label, security mark.
2. Out of warranty.
3. Damage caused by force majeure.
4. Other damage or failure caused by design, technology, manufacturing, quality and other problems of the product.

Product model: TNK-GCi03

Manufacturer: Thincke Electronic Technology Co., Ltd.

Address: No.72, Ke Ji 2 Road, Gaoxin District, Xian City, Shaanxi
Province, China

Web: thincke.com

Email: zhe@thincke.com

Tel: +86 29 89388976